

# » terre d'umbria «



35x35 cm.  
13<sup>3</sup>/<sub>4</sub>" x 13<sup>3</sup>/<sub>4</sub>"  
10 mm.



Assisi Rosso New R9 PEIV

**75** TD1235 35x35 cm. - 13<sup>3</sup>/<sub>4</sub>"x13<sup>3</sup>/<sub>4</sub>"



Assisi Beige New R9 PEIV

**75** TD1235 35x35 cm. - 13<sup>3</sup>/<sub>4</sub>"x13<sup>3</sup>/<sub>4</sub>"



Assisi Fascia

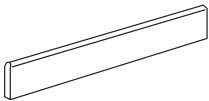
**59** TD05AF 17,5x35 cm. - 7"x13<sup>3</sup>/<sub>4</sub>"



Assisi Ang.

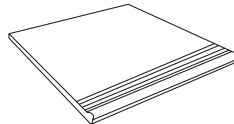
**59** TD05AA 17,5x17,5 cm. - 7"x7"

## » PEZZI SPECIALI » TRIMS/FINISHES » FORMSTÜCKE » PIECES SPECIALES » PIEZAS ESPECIALES «



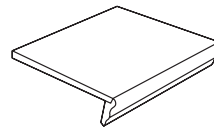
**2** Battiscopa 8x35 cm. - 3<sup>1</sup>/<sub>8</sub>"x13<sup>3</sup>/<sub>4</sub>"  
Skirting - Sockel  
Plinthe - Zócalo

Beige New	TD02BT
Rosso New	TD03BT



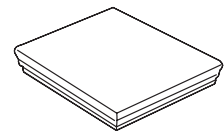
**25** Gradino 35x35 cm. - 13<sup>3</sup>/<sub>4</sub>"x13<sup>3</sup>/<sub>4</sub>"  
Step tread - Stufenplatte  
Nez de marche - Peldaño

Beige New	TD12GR
Rosso New	TD13GR



**71** Scalino Incollato 35x35 cm. - 13<sup>3</sup>/<sub>4</sub>"x13<sup>3</sup>/<sub>4</sub>"  
Glued step tread - Angeklebte Stufe  
Nez de marche collé - Peldaño encolado

Beige New	TD12SL
Rosso New	TD13SL



**101** Angolo scalino incollato 35x35 cm. - 13<sup>3</sup>/<sub>4</sub>"x13<sup>3</sup>/<sub>4</sub>"  
Glued corner step tread - Angeklebte Stufenecke  
Nez de marche d'angle collé - Esquina del peldaño encolado

Beige New	TD12AN
Rosso New	TD13AN



Assorbimento d'acqua  
Water absorption  
Wasseraufnahme  
Absorption d'eau  
Absorción del agua

EN 14411 App. G B1a

FORMATO SIZE FORMAT FORMAT FORMAT	SPESSORE THICKNESS STÄRKE EPAISSEUR GROSOR	PZ. / BOX PCS. / BOX STK. / KARTON PCS. / BOITE UD. / CAJA	M <sup>2</sup> / BOX M <sup>2</sup> / BOX M <sup>2</sup> / KARTON M <sup>2</sup> / BOITE M <sup>2</sup> / CAJA	KG. / BOX KG. / BOX KG. / KARTON KG. / BOITE KG. / CAJA	BOX / PALLET BOX / PALLET KARTON / PALLET BOITE / PALLET CAJAS / PALET	M <sup>2</sup> / PALLET M <sup>2</sup> / PALLET M <sup>2</sup> / PALLET M <sup>2</sup> / PALLET M <sup>2</sup> / PALET	KG. / PALLET KG. / PALLET KG. / PALLET KG. / PALLET KG. / PALET
cm. 35x35 - 13 <sup>3</sup> / <sub>4</sub> "x13 <sup>3</sup> / <sub>4</sub> "	10 mm	10	1,22	24,50	44	53,90	1.103,00
cm. 17,5x17,5 - 7"x7"	Assisi Angolo	4	0,12	2,16	-	-	-
cm. 17,5x35 - 7"x13 <sup>3</sup> / <sub>4</sub> "	Assisi Fascia	10	0,61	10,00	-	-	-
cm. 8x35 - 3 <sup>1</sup> / <sub>8</sub> "x13 <sup>3</sup> / <sub>4</sub> "	Battiscopa	30	0,84	12,48	-	-	-
cm. 35x35 - 13 <sup>3</sup> / <sub>4</sub> "x13 <sup>3</sup> / <sub>4</sub> "	Scalino	6	0,73	18,00	-	-	-
cm. 35x35 - 13 <sup>3</sup> / <sub>4</sub> "x13 <sup>3</sup> / <sub>4</sub> "	Angolo Scalino	4	0,49	14,00	-	-	-
cm. 35x35 - 13 <sup>3</sup> / <sub>4</sub> "x13 <sup>3</sup> / <sub>4</sub> "	Gradino	10	1,22	25,27	-	-	-